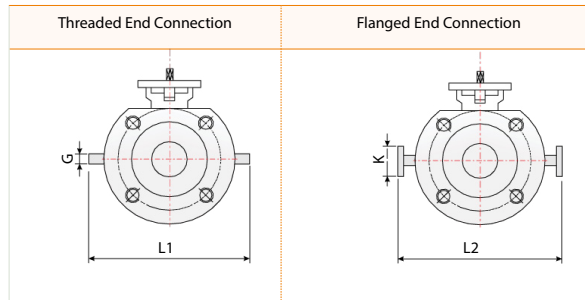
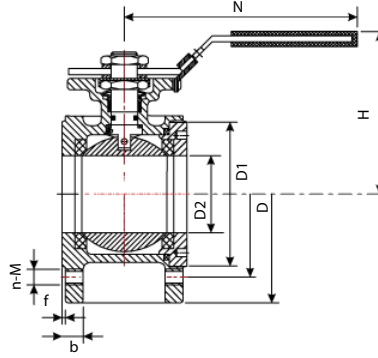
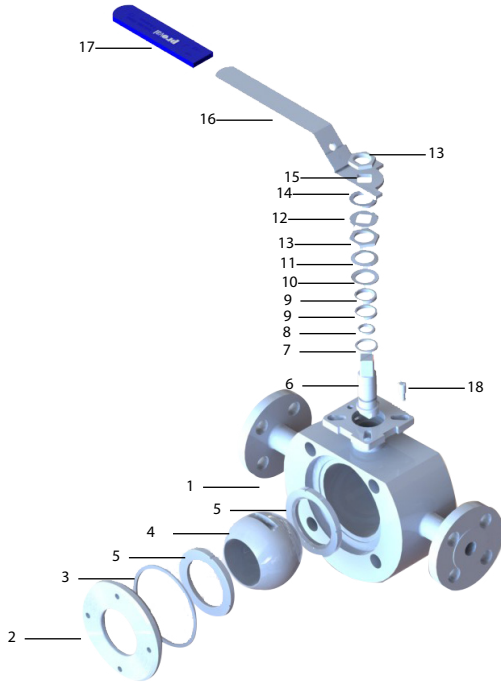





V205-HJ Series Heat Jacket Ball Valves

V205-HJ Series heat jacketed ball valves are used for solidifying or crystallizing mediums in low temperature conditions in food, chemistry or pharmaceutical industries. A higher temperature heating flow such as steam, hot oil or hot water circulation in outside chamber of valve body is heating and melting the inside medium and helping the process to flow as required. The heat jacket connections are produced in threaded or flanged end connection in different sizes depending on process requirements.



Material List

V205-HJ material list is same as V205 series valves. Heat jacket end threaded or flanged connection parts are standard AISI304 material.



Dimensions(mm)

Size (DN)	d	L	L1 ± 2mm	L2 ± 2mm	D	PN16		PN40		#150		b	f	H	N	G	K	C	ISO5211 Top Flange	Torque (N.m)	Kv (m³/h)
						D1	n-M	D1	n-M	D1	n-M										
15	15	36	139	205	95	65	4-M12	65	4-M12	60,3	4-1/2"UNC	12	2	70	115	1/2"*	DN15*	9	F03	5	35
20	20	38	149	215	105	75	4-M12	75	4-M12	69,8	4-1/2"UNC	12	2	78	115	1/2"*	DN15*	9	F03	8	46
25	25	50	159	225	115	85	4-M12	85	4-M12	79,4	4-1/2"UNC	12	2	90	160	1/2"*	DN15*	11	F04/F05	10	72
32	32	53	184	250	140	100	4-M16	100	4-M16	88,9	4-1/2"UNC	14	2	100	160	1/2"*	DN15*	11	F04/F05	14	105
40	40	65	194	260	150	110	4-M16	110	4-M16	98,4	4-1/2"UNC	15	3	105	200	1/2"*	DN15*	14	F05/F07	18	170
50	50	78	209	275	165	125	4-M16	125	4-M16	120,6	4-5/8"UNC	16	3	125	200	1/2"*	DN15*	14	F05/F07	25	275
65	65	98	229	295	185	145	4-M16	145	8-M16	139,7	4-5/8"UNC	16	3	140	155	1/2"*	DN15*	17	F07/F10	48	507
80	76	118	244	310	200	160	8-M16	160	8-M16	152,4	4-5/8"UNC	18	3	145	255	1/2"*	DN15*	17	F07/F10	75	905
100	94	140	264	330	220	180	8-M16	190	8-M20	190,5	8-5/8"UNC	18	3	175	300	1/2"*	DN15*	17	F07/F10	110	1414
125	125	195	294	360	250	210	8-M16	220	8-M24	215,9	8-3/4"UNC	22	3	228	300	1/2"*	DN15*	22	F10/F12	200	2520
150	150	225	329	395	285	240	8-M20	250	8-M24	241,3	8-3/4"UNC	22	3	246	300	1/2"*	DN15*	22	F10/F12	300	3950
200	200	275	384	450	340	295	12-M20	320	12-M27	298,4	8-3/4"UNC	24	3	310	400	1/2"*	DN15*	27	F12/F14	400	5705

* Please consult for alternative requirements.